



Patrician College of Arts and Science

A Christian Minority Institution

A Sister Institute of St. Michael's Academy and St. Patrick's A.I. Hr Sec School

Approved by the Govt. Of Tamilnadu (G.O. No 168) & Affiliated to the University of Madras
Accredited 'A' Grade by NAAC

Canal Bank Road, Gandhi Nagar, Adyar, Chennai - 600 020.

Phone: +91-044-24401362, 24426913

Email : director@patriciancollege.ac.in, principal@patriciancollege.ac.in

Website: www.patriciancollege.ac.in

Dr.A.Joseph Durai
Principal

17.10.2018

To

The Registrar
University of Madras
Chennai

Respected Sir

Sub : Students' enrolment in various courses of study in the University
Departments /Affiliated Colleges during the year 2018 – 2019 – Particulars
submitted in Proforma I – reg

Ref : Your Letter No. SPECIAL.CELL/SCT/SE 2K18 – 2K19/305, dt.01.10.2018

With reference to the above subject we are herewith submitting the students' enrolment in various courses for the year 2018-2019 in Shift I.

acknowledge the same.



Dr. A. JOSEPH DURAI, M.A., M.Phil., Ph.D.,
Principal

Patrician College of Arts and Science
Canal Bank Road, Gandhi Nagar, Adyar,
Chennai-600 020. Ph: 044-24401362/24426913



UNIVERSITY OF MADRAS
PROFORMA-I

Statement of strength of the students
of Arts and Science Colleges as on 30th September, 2018.

Name of the College: PATRICIAN COLLEGE OF ARTS AND SCIENCE - SHIFT - 1

DEGREE	Names of the Courses offered	I Year						II Year						III Year					
		Men		Women		Total		Men		Women		Total		Men		Women		Total	
		EM	TM	EM	TM	EM	TM	EM	TM	EM	TM	EM	TM	EM	TM	EM	TM	EM	TM
@B.B.A	BUSINESS ADMINISTRATION	61	0	8	0	69	0	45	0	19	0	64	0	55	0	13	0	68	0
@B.Com.	CORPORATE SECRETARYSHIP	40	0	26	0	66	0	39	0	28	0	67	0	47	0	23	0	70	0
@B.Com.	ACCOUNTING & FINANCE	39	0	31	0	70	0	51	0	18	0	69	0	0	0	0	0	0	0
B.A.	ENGLISH	29	0	29	0	58	0	24	0	26	0	50	0	22	0	21	0	43	0
	SOCIAL WORK	33	0	16	0	49	0	26	0	12	0	38	0	31	0	8	0	39	0
	Grand Total for B.A.,	62	0	45	0	107	0	50	0	38	0	88	0	53	0	29	0	82	0
M.A.	ENGLISH	13	0	20	0	33	0	7	0	17	0	24	0	0	0	0	0	0	0
	SOCIAL WORK	14	0	15	0	29	0	12	0	10	0	22	0	0	0	0	0	0	0
	Grand Total for M.A.,	27	0	35	0	62	0	19	0	27	0	46	0	0	0	0	0	0	0
B.Com.,	GENERAL	136	0	76	0	212	0	131	0	88	0	219	0	154	0	70	0	224	0
M.Com.,	GENERAL	18	0	13	0	31	0	4	0	10	14	0	0	0	0	0	0	0	0

@ Here details of other Degrees such as B.Lit., BLM., BBA., B.Com(A&F), B.Com(BM), B.Com(CS), B.Com(Co-Op), B.Music., BSW., MBA., MCA., MLM., M.S.W., Certificate., Diploma., PG Diploma., PGDCS etc., conducted under affiliation of this University, may be furnished.

PROFORMA – I (Contd.)

-: 2 :-

DEGREE	Names of the Courses offered	I Year						II Year						III Year					
		Men		Women		Total		Men		Women		Total		Men		Women		Total	
		EM	TM	EM	TM	EM	TM	EM	TM	EM	TM	EM	TM	EM	TM	EM	TM	EM	TM
B. C. A.	COMPUTER APPLICATIONS	81	0	19	0	100	0	75	0	25	0	100	0	79	0	21	0	100	0
B.Sc.,	COMPUTER SCIENCE	36	0	9	0	45	0	36	0	11	0	47	0	32	0	18	0	50	0
	MATHEMATICS	28	0	10	0	38	0	31	0	22	0	53	0	8	0	17	0	25	0
	VISUAL COMMUNICATION	46	0	1	0	47	0	43	0	5	0	48	0	31	0	4	0	35	0
	PSYCHOLOGY	31	0	8	0	39	0	14	0	25	0	39	0	17	0	13	0	30	0
	Grand Total for B.Sc.,	141	0	28	0	169	0	124	0	63	0	187	0	88	0	52	0	140	0
M.Sc.,	NOT APPLICABLE																		
	Grand Total for M.Sc.,																		
M.Phil.,	COMMERCE	2	0	1	0	3	0	0	0	0	0	0	0	0	0	0	0	0	0
	SOCIAL WORK	1	0	1	0	2	0	0	0	0	0	0	0	0	0	0	0	0	0
Ph.D.,	NOT APPLICABLE																		

Note: EM-English Medium, TM-Tamil Medium

-: 3 :-

PROFORMA - I (Contd.)

Degree	Name of courses offered	I YEAR														II YEAR													
		S.C		S.T		M.B.C		B.C		G.T		Foreign Students		Total		S.C		S.T		M.B.C		B.C		G.T		Foreign Students		Total	
		M	W	M	W	M	W	M	W	M	W	M	W	M	W	M	W	M	W	M	W	M	W	M	W	M	W	M	W
M.A.,	ENGLISH	2	2	0	1	2	6	7	9	2	2	0	0	13	20	1	2	1	3	3	4	0	7	2	1	0	0	7	17
	SOCIAL WORK	3	3	0	0	1	4	8	7	2	1	0	0	14	15	1	1	0	0	1	1	8	7	2	1	0	0	12	10
	GRAND TOTAL	5	5	0	1	3	10	15	16	4	3	0	0	27	35	2	3	1	3	4	5	8	14	4	2	0	0	19	17
M.Sc.,	NOT APPLICABLE																												
	GRAND TOTAL																												
M.Com	COMMERCE	3	3	0	0	5	4	7	5	3	1	0	0	18	13	1	0	1	0	2	1	0	9	0	0	0	0	4	10

Degree	Name of the subject	No. OF SCHOLARS AS ON 30 TH SEPTEMBER, 2018															
		S.C		S.T		M.B.C		B.C		G.T		Foreign Students		Total			
		M	W	M	W	M	W	M	W	M	W	M	W	M	W		
M.Phil.,	COMMERCE	0	0	0	0	2	0	0	0	0	1	0	0	2	1		
	SOCIAL WORK	0	0	0	0	0	0	1	1	0	0	0	0	1	1		
Ph.D.,	NOT APPLICABLE																

NOTE: S.C - Scheduled Caste, S.T - Scheduled Tribe, M.B.C - Most Backward Community
B.C - Backward Community, G.T - General Turn, M - Men, W - Women.

Signature of the Principal Certifying the Particulars
furnished in Proforma - I (All Pages)
Dr. A. JOSEPH DURAL
Dr. A. JOSEPH DURAL, M.A., M.Phil., Ph.D.,
Principal
Patrician College of Arts and Science
Canal Bank Road, Gandhi Nagar, Adyar,
Chennai-600 020. Ph: 044-24401362/24426913

Thanking you
Yours sincerely
Dr. A. Joseph Dural

- 5 -
UNIVERSITY OF MADRAS
PROFORMA-II



PROFORMA FOR REPORT REGARDING FULFILMENT OF RESERVATION FOR SCHEDULED CASTES AND SCHEDULED TRIBES IN ADMISSION IN UNIVERSITY TEACHING DEPARTMENTS & COLLEGES FOR THE YEAR 2018 - 2019, AS ON 30TH SEPTEMBER 2018

NAME OF THE DEPARTMENT/COLLEGE: PATRICIAN COLLEGE OF ARTS AND SCIENCE – SHIFT - I

SL.N O.		ARTS		SCIENCE		COMMERCE		EDUCATION		COMPUTER APPLICATION		MANAGEMENT		LAW		Any Other Courses (Specify)	
		U.G COURS E	P.G COUR SE	U.G COURS E	P.G COUR SE	U.G COURS E	P.G COURS E	U.G CO URS E	P.G COUR SE	U.G COUR SE	P.G COUR SE	U.G COUR SE	P.G COUR SE	U.G COUR SE	P.G COUR SE	U.G COUR SE	P.G COUR SE
1		2	3	4	5	6	7	8	9	10	11	12	13	14	15	16	17
1	Number of students applied																
	(a) In Total	137	101	455	NA	1326	48	NA	NA	200	NA	NA	NA	NA	NA	NA	NA
	(b) Of which SC	20	10	20	NA	67	6	NA	NA	13	NA	NA	NA	NA	NA	NA	NA
	(c) Of which ST	2	1	0	NA	0	0	NA	NA	0	NA	NA	NA	NA	NA	NA	NA
2	Number of students admitted																
	(a) In Total	107	62	169	NA	417	31	NA	NA	100	NA	NA	NA	NA	NA	NA	NA
	(b) Of which SC	20	10	20	NA	67	6	NA	NA	13	NA	NA	NA	NA	NA	NA	NA
	(c) Of which ST	2	1	0	NA	0	0	NA	NA	0	NA	NA	NA	NA	NA	NA	NA
3	Number of students admitted in general merit list not to be counted towards reservation quota																
	(a) SC																
	(b) ST																
4	Percentage of SC & ST students admitted to total number of students admitted (Excluding those admitted in general merit list) (a) SC	18.69%	16.12%	11.83%	NA	16.06%	16.12%	NA	NA	13%	NA	NA	NA	NA	NA	NA	NA
	(b) ST	1.86%	1.61%	-	NA	-	1.61%	NA	NA	-	NA	NA	NA	NA	NA	NA	NA


P.T.O

Thanking you

Yours sincerely
[Signature]

SL.N O.	1	ARTS		SCIENCE		COMMERCE		EDUCATION		COMPUTER APPLICATION		MANAGEMENT		LAW		Any Other Courses (Specify)	
		U.G COUR SE 2	P.G COUR SE 3	U.G COUR SE 4	P.G COUR SE 5	U.G COUR SE 6	P.G COUR SE 7	U.G COUR SE 8	P.G COUR SE 9	U.G COUR SE 10	P.G COUR SE 11	U.G COUR SE 12	P.G COUR SE 13	U.G COUR SE 14	P.G COUR SE 15	U.G COUR SE 16	P.G COUR SE 17
5	Least percentage of marks of admitted general students (including SC & ST students admitted in general merit list)																
6	Least percentage of marks of admitted SC & ST students																
	(a) SC																
	(b) ST																
7	Prescribed percentage of reservation																
	(a) SC	18%	18%	18%	18%	18%	18%	18%	18%	18%	18%	18%	18%	18%	18%	18%	18%
	(b) ST	1%	1%	1%	1%	1%	1%	1%	1%	1%	1%	1%	1%	1%	1%	1%	1%
8	Whether reservation completely fulfilled in respect of																
	(a) SC																
	(b) ST																
	If not precise reason																
9	Steps taken by College / University Departments to fill up the reserved seats for which SC & ST students not available.																

DATE:
OFFICE SEAL:


 Signature of the Head of Department / Principal
 Certifying the particulars furnished in
 Proforma-II.
Dr. A. JOSEPH DURAI, M.A., M.Phil., Ph.D.,
 Principal
 Patrician College of Arts and Science
 Central Bank Road, Gandhi Nagar, Adyar,
 Chennai-600 020. Ph: 044-24401362/24426913

Thanking you
Yours sincerely
17/1



Patrician College of Arts and Science

A Christian Minority Institution

A Sister Institute of St. Michael's Academy and St. Patrick's A.I. Hr. Sec. School

Approved by the Govt. Of Tamilnadu (G.O. No. 168) & Affiliated to the University of Madras
Accredited 'A' Grade by NAAC

Canal Bank Road, Gandhi Nagar, Adyar, Chennai - 600 020

Phone: +91-044-24401362, 24426913

Email: director@patriciancollege.ac.in, principal@patriciancollege.ac.in

Website: www.patriciancollege.ac.in

17.10.2018

Dr. A. Joseph Durai
Principal

To

The Registrar
University of Madras
Chennai

Respected Sir


Sub : Students' enrolment in various courses of study in the University
Departments /Affiliated Colleges during the year 2018 – 2019 – Particulars
submitted in Proforma I – reg
Ref : Your Letter No. SPECIAL.CELL/SCT/SE 2K18 – 2K19/305, dt.01.10.2018

With reference to the above subject we are herewith submitting the students' enrolment in various courses for the year 2018 – 2019 in Shift II.

Kindly acknowledge the same.

Thanking you

Yours sincerely


Dr. A. Joseph Durai
Principal



Encl : Proforma I & II

Dr. A. JOSEPH DURAI, M.A., M.Phil., Ph.D.,
Principal

Patrician College of Arts and Science
Canal Bank Road, Gandhi Nagar, Adyar,
Chennai-600 020. Ph: 044-24401362/24426913



UNIVERSITY OF MADRAS
PROFORMA-I

Statement of strength of the students
of Arts and Science Colleges as on
30th September, 2018.

Name of the College: PATRICIAN COLLEGE OF ARTS AND SCIENCE - SHIFT - 2		I Year						II Year						III Year					
DEGREE	Names of the Courses offered	Men		Women		Total		Men		Women		Total		Men		Women		Total	
		EM	TM	EM	TM	EM	TM	EM	TM	EM	TM	EM	TM	EM	TM	EM	TM	EM	TM
@B.Com.	CORPORATE SECRETARYSHIP	57	0	11	0	68	0	54	0	5	0	59	0	0	0	0	0	0	0
@B.Com.	ACCOUNTING & FINANCE,	55	0	13	0	68	0	43	0	9	0	52	0	0	0	0	0	0	0
B.A.	JOURNALISM	6	0	3	0	9	0	0	0	0	0	0	0	0	0	0	0	0	0
	GRAND TOTAL FOR B.A.	6	0	3	0	9	0	0	0	0	0	0	0	0	0	0	0	0	0
M.A.																			
B.Com.,	GENERAL	55	0	15	0	70	0	50	0	14	0	64	0	0	0	0	0	0	0

@ Here details of other Degrees such as B.Lit., BLM., BBA., B.Com(A&F), B.Com(BM), B.Com(CS), B.Com(Co-Op), B.Music., BSW., MBA., MCA., MLM., M.S.W., Certificate., Diploma., PG Diploma., PGDCS etc., conducted under affiliation of this University, may be furnished.

Yours sincerely

-: 2 :-

FORMA - I (Contd.)

DEGREE	Names of the Courses offered	I Year						II Year						III Year					
		Men		Women		Total		Men		Women		Total		Men		Women		Total	
		EM	TM	EM	TM	EM	TM	EM	TM	EM	TM	EM	TM	EM	TM	EM	TM	EM	TM
B. C. A.	COMPUTER APPLICATIONS	43	0	6	0	49	0	43	0	0	0	43	0	0	0	0	0	0	0
B.Sc.,	COMPUTER SCIENCE	42	0	6	0	48	0	0	0	0	0	0	0	0	0	0	0	0	0
	ELECTRONIC MEDIA	31	0	2	0	33	0	12	0	0	0	12	0	0	0	0	0	0	0
	Grand Total for B.Sc.,	73	0	8	0	81	0	12	0	0	0	12	0	0	0	0	0	0	0
M.Sc.,	NOT APPLICABLE																		
M.Phil.,	NOT APPLICABLE																		
Ph.D.,	NOT APPLICABLE																		

Note: EM-English Medium, TM-Tamil Medium

Yours sincerely




-: 4 :-

PROFORMA - I (Contd..)

Degree	Name of courses offered	I YEAR												II YEAR															
		S.C		S.T		M.B.C		B.C		G.T		Foreign Students		Total		S.C		S.T		M.B.C		B.C		G.T		Foreign Students		Total	
		M	W	M	W	M	W	M	W	M	W	M	W	M	W	M	W	M	W	M	W	M	W	M	W	M	W	M	W
M.A.,	NOT APPLICABLE																												
M.Sc.,	NOT APPLICABLE																												
	GRAND TOTAL																												
M.Com	NOT APPLICABLE																												

Degree	Name of the subject	No. OF SCHOLARS AS ON 30 TH SEPTEMBER, 2018																										
		S.C		S.T		M.B.C		B.C		G.T		Foreign Students		Total														
		M	W	M	W	M	W	M	W	M	W	M	W	M	W													
M.Phil.,	NOT APPLICABLE																											
Ph.D.,	NOT APPLICABLE																											

NOTE: S.C - Scheduled Caste, S.T - Scheduled Tribe, M.B.C - Most Backward Community
B.C - Backward Community, G.T - General Turn, M - Men, W - Women.


 Signature of the Principal Certifying the Particulars
 furnished in Proforma - I (All Pages)
D. A. JOSEPH DURAI, M.A., M.Phil., Ph.D.
 Principal
 Patrician College of Arts and Science
 Canal Bank Road, Gandhi Nagar, Adyar,
 Chennai-600 020. Ph: 044-24401362/24426913

Yours sincerely



-: 5 :-



UNIVERSITY OF MADRAS
PROFORMA-II

PROFORMA FOR REPORT REGARDING FULFILMENT OF RESERVATION FOR SCHEDULED CASTES AND SCHEDULED TRIBES IN ADMISSION IN UNIVERSITY TEACHING DEPARTMENTS & COLLEGES FOR THE YEAR 2018 - 2019 , AS ON 30TH SEPTEMBER 2018

NAME OF THE DEPARTMENT/COLLEGE: PATRICIAN COLLEGE OF ARTS AND SCIENCE – SHIFT - 2

SL. NO.		ARTS		SCIENCE		COMMERCE		EDUCATION		COMPUTER APPLICATION		MANAGEMENT		LAW		Any Other Courses (Specify)	
		UG COURSE	P.G COURSE	UG COURSE	P.G COURSE	UG COURSE	P.G COURSE	UG COURSE	P.G COURSE	UG COURSE	P.G COURSE	UG COURSE	P.G COURSE	UG COURSE	P.G COURSE	UG COURSE	P.G COURSE
		2	3	4	5	6	7	8	9	10	11	12	13	14	15	16	17
1	Number of students applied																
	(a) In Total	19	NA	131	NA	320	NA	NA	NA	171	NA	NA	NA	NA	NA	NA	NA
	(b) Of which SC	0	NA	18	NA	41	NA	NA	NA	3	NA	NA	NA	NA	NA	NA	NA
	(c) Of which ST	0	NA	0	NA	0	NA	NA	NA	1	NA	NA	NA	NA	NA	NA	NA
2	Number of students admitted																
	(a) In Total	9	NA	81	NA	206	NA	NA	NA	49	NA	NA	NA	NA	NA	NA	NA
	(b) Of which SC	0	NA	18	NA	41	NA	NA	NA	3	NA	NA	NA	NA	NA	NA	NA
	(c) Of which ST	0	NA	0	NA	0	NA	NA	NA	1	NA	NA	NA	NA	NA	NA	NA
3	Number of students admitted in general merit list not to be counted towards reservation quota																
	(a) SC	0	NA	0	NA	0	NA	NA	NA	0	NA	NA	NA	NA	NA	NA	NA
	(b) ST	0	NA	0	NA	0	NA	NA	NA	0	NA	NA	NA	NA	NA	NA	NA
4	Percentage of SC & ST students admitted to total number of students admitted (Excluding those admitted in general merit list) (a) SC	0	NA	22.22%	NA	19.90%	NA	NA	NA	6.12%	NA	NA	NA	NA	NA	NA	NA
	(b) ST	0	NA	0	NA	0	NA	NA	NA	2.04%	NA	NA	NA	NA	NA	NA	NA

P.T.O

Yours sincerely

-: 6 :-


SL. NO.	1	ARTS		SCIENCE		COMMERCE		EDUCATION		COMPUTER APPLICATION		MANAGEMENT		LAW		Any Other Courses (Specify)	
		UG COURSE 2	P.G COURSE 3	UG COURSE 4	P.G COURSE 5	UG COURSE 6	P.G COURSE 7	UG COURSE 8	P.G COURSE 9	UG COURSE 10	P.G COURSE 11	UG COURSE 12	P.G COURSE 13	UG COURSE 14	P.G COURSE 15	UG COURSE 16	P.G COURSE 17
5	Least percentage of marks of admitted general students (including SC & ST students admitted in general merit list)	-	-	-	-	-	-	-	-	-	-	-	-	-	-	-	-
6	Least percentage of marks of admitted SC & ST students	-	-	-	-	-	-	-	-	-	-	-	-	-	-	-	-
	(a) SC	-	-	-	-	-	-	-	-	-	-	-	-	-	-	-	-
	(b) ST	-	-	-	-	-	-	-	-	-	-	-	-	-	-	-	-
7	Prescribed percentage of reservation																
	(a) SC	18%	18%	18%	18%	18%	18%	18%	18%	18%	18%	18%	18%	18%	18%	18%	18%
	(b) ST	1%	1%	1%	1%	1%	1%	1%	1%	1%	1%	1%	1%	1%	1%	1%	1%
8	Whether reservation completely fulfilled in respect of	-	-	-	-	-	-	-	-	-	-	-	-	-	-	-	-
	(a) SC	-	-	-	-	-	-	-	-	-	-	-	-	-	-	-	-
	(b) ST	-	-	-	-	-	-	-	-	-	-	-	-	-	-	-	-
	If not precise reason	ALL SC/ ST STUDENTS WHO APPLIED ARE ADMITTED															
9	Steps taken by College / University Departments to fill up the reserved seats for which SC & ST students not available.																

DATE:

OFFICE SEAL:

Yours sincerely




Signature of the Head of Department / Principal

Certifying the particulars furnished in
Proforma-II.

Dr. A. JOSEPH DURAI, M.A., M.Phil., Ph.D.,
Principal

Patrician College of Arts and Science
Canal Bank Road, Gandhi Nagar, Adyar,
Chennai-600 020. Ph: 044-24401352/24426913